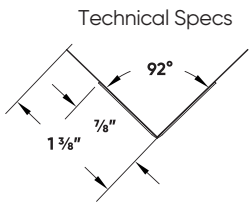


Fast Edge® Paper Inside Corner

Wave goodbye to wavy lines! The Fast Edge® Paper Inside Corner Bead makes it fast and easy to achieve perfectly straight 90° inside corners. With a durable vinyl core and tough laminated-paper cover, this bead keeps inside corners looking great for the long haul.

Installation Guide



Scan Below for
Installation Video



Before Installation:

Measure, cut and dry fit the bead.

Step 1:

Apply compound to the inside corner.

Step 2:

Place bead on the inside corner.

Step 3:


Press the bead in place, applying pressure using an inside roller.

Step 4:


Wipe the surface of Fast Edge Paper Inside Corner to clean any excess mud.

Step 5:

Finish with drywall compound.



Step 1:



Step 2:



Step 3:



Step 4:



Step 5:

